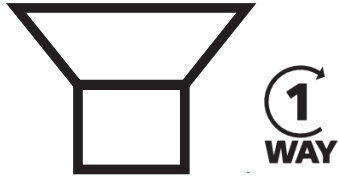







Clutch Head - Countersunk Head Self Tappers - A2 Stainless Steel



Dimensions (mm)

 SCREW TYPE Clutch Head DIMENSIONS	SELF TAPPING SCREWS		
	No. 6	No. 8	No. 10
	3.5mm	4.2mm	4.8mm
COUNTERSUNK HEAD   Ref	6.8	8.1	9.4
	3.2	3.8	4.4

Material and Finish

Material: A2 Stainless Steel
Heat Treatment: None
Finish: Passivated

Size & Part Numbers

GAUGE	LENGTH	1/2"	3/4"	1"	1 1/4"	1 1/2"	2"	DRIVER SIZE
		13mm	19mm	25mm	32mm	38mm	50mm	
6	3.5mm		CHCS06F	CHCS06G				RT41
8	4.2mm	CHCS08D	CHCS08F	CHCS08G	CHCS08H	CHCS08I	CHCS08J	RT51
10	4.8mm			CHCS10G	CHCS10H	CHCS10I	CHCS10J	RT61