






## 6-Lobe Pin - Countersunk Machine Screw - A2 Stainless Steel



### Dimensions (mm)

 <b>SCREW TYPE</b> <b>6-LOBE PIN</b>		<b>METRIC MACHINE SCREWS</b>					
		<b>M3</b>	<b>M4</b>	<b>M5</b>	<b>M6</b>	<b>M8</b>	<b>M10</b>
<b>COUNTERSUNK HEAD</b>		5.6	7.8	9.8	11.6	15.2	17.4
		2.0	2.3	2.8	3.3	5.0	5.1

### Material and Finish

<b>Material:</b>	A2 Stainless Steel
<b>Heat Treatment:</b>	None
<b>Finish:</b>	Passivated

### Part Numbers & Driver Size

GAUGE	LENGTH																DRIVER SIZE
	6mm	8mm	10mm	12mm	16mm	20mm	25mm	30mm	35mm	40mm	45mm	50mm	55mm	60mm	70mm	80mm	
<b>M3</b>	RTCM 0306	RTCM 0308	RTCM 0310	RTCM 0312	RTCM 0316	RTCM 0320	RTCM 0325										T10
<b>M4</b>	RTCM 0406	RTCM 0408	RTCM 0410	RTCM 0412	RTCM 0416	RTCM 0420	RTCM 0425	RTCM 0430		RTCM 0440	RTCM 0445	RTCM 0450			RTCM 0470		T20
<b>M5</b>		RTCM 0508	RTCM 0510	RTCM 0512	RTCM 0516	RTCM 0520	RTCM 0525	RTCM 0530		RTCM 0540	RTCM 0545	RTCM 0550		RTCM 0560		RTCM 0580	T25
<b>M6</b>		RTCM 0608	RTCM 0610	RTCM 0612	RTCM 0616	RTCM 0620	RTCM 0625	RTCM 0630	RTCM 0635	RTCM 0640		RTCM 0650		RTCM 0660		RTCM 0680	T30
<b>M8</b>					RTCM 0816	RTCM 0820	RTCM 0825	RTCM 0830		RTCM 0840		RTCM 0850	RTCM 0855	RTCM 0860		RTCM 0880	T40
<b>M10</b>							RTCM 1025		RTCM 1035	RTCM 1040		RTCM 1050		RTCM 1060		RTCM 1080	T45



## Weight per Pack

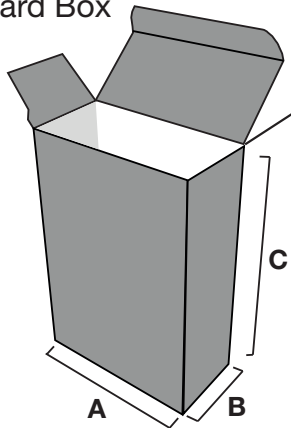
GAUGE	LENGTH																DRIVER SIZE
	6mm	8mm	10mm	12mm	16mm	20mm	25mm	30mm	35mm	40mm	45mm	50mm	55mm	60mm	70mm	80mm	
M3	Box 9 46g	Box 9 54g	Box 9 63g	Box 9 70g	Box 9 87g	Box 9 102g	Box 9 125g										T10
M4	Box 9 85g	Box 9 100g	Box 9 117g	Box 9 128g	Box 9 158g	Box 9 185g	Box 12 227g	Box 12 265g		Box 18 340g	Box 18 375g	Box 18 415g			Box 22 575g		T20
M5		Box 9 160g	Box 9 191g	Box 9 220g	Box 12 264g	Box 12 317g	Box 18 374g	Box 18 437g		Box 18 557g	Box 18 616g	Box 22 675g		Box 27 816g		Box 30 1,050g	T25
M6		Box 9 260g	Box 12 290g	Box 12 320g	Box 12 406g	Box 18 473g	Box 18 543g	Box 18 644g	Box 18 714g	Box 22 817g		Box 22 989g		Box 27 1,137g		Box 30 1,505g	T30
M8					Box 18 663g	Box 18 872g	Box 22 936g	Box 22 1,232g		Box 27 1,516g		Box 27 1,736g	Box 30 1,970g	Box 30 2,177g		Box 32 2,783g	T40
M10							Box 27 1,870g		Box 30 2,070g	Box 30 2,660g		Box 32 3,175g		Box 32 3,316g		Bag 4,280g	T45

\*All parts packed in 100pcs - Please see below Pack Dimension guide

## Pack Dimensions Guide

DIMENSION	BOX SIZE	BOX 9	BOX 12	BOX 18	BOX 22	BOX 27	BOX 30	BOX 32	POLYTHENE BAG
	A		51mm	57mm	71mm	81mm	89mm	101mm	114mm
B		32mm	36mm	47mm	54mm	68mm	76mm	82mm	300mm
C		55mm	66mm	90mm	111mm	124mm	128mm	171mm	

### Cardboard Box



### Polythene Bag

